

GET READY HOUSTON

YOUR HURRICANE PREPARATION TOOLKIT



CONTEMPORARY CHRISTIAN MUSIC

89.3KSBJ
God listens.®

TABLE OF CONTENTS

HUNKER DOWN: PREPARING YOUR HOME TO WEATHER THE STORM 1

SADDLIN' UP: PREPARING YOUR CAR FOR EVACUATION 2

EMERGENCY EVACUATION MAP 3

BLESS YOUR HEART: PREPARING YOUR HEART AND MIND TO WEATHER THE STORM 4

THE ROUND UP: PREPARING YOUR LOVED ONES AND PETS TO WEATHER THE STORM 5

FAMILY COMMUNICATION PLAN 6-7





HUNKER DOWN

PREPARING YOUR HOME TO WEATHER THE STORM



THINGS TO DO TO PREPARE YOUR HOME

- Clear your yard. Make sure there's nothing that could blow around during the storm and damage your home. Move bikes, lawn furniture, grills, propane tanks, and building material inside or under shelter.
- Cover up windows and doors outside. Use storm shutters or nail pieces of plywood to the window frames to protect your windows. This can help keep you safe from pieces of shattered glass.
- Be ready to turn off your power. If you see flooding, downed power lines, or you have to leave your home, switch it off.
- Fill clean water containers with drinking water in case you lose your water supply during the storm. You can also fill up your sinks and bathtubs with water for washing, laundry, etc.
- Lower the thermostat in your refrigerator and freezer to the coolest possible temperature. If your power goes out, your food will stay fresh longer.

STOCK UP ON EMERGENCY AND HOUSEHOLD SUPPLIES

FOOD AND MEDICINE



- Clean containers for water
- At least 5 gallons of water per person (which should be enough to last 3 to 5 days)
- A 3 to 5 day supply of non-perishable food (canned goods, soups, etc.)



- Baby food or formula (water to mix formula)
- Prescription medicines
- Paper plates, paper towels, plastic utensils
- Manual can opener

SAFETY ITEMS

- First aid kit and instructions
- Fire extinguisher
- Battery-powered radio
- Flashlights
- Extra batteries (sizes needed for radio and flashlights)
- Sleeping bags
- Extra blankets



HOUSEHOLD ITEMS



- Portable generator
- Extra gas and cans for generator
- Extension cords to use with a generator
- Items needed for grilling - propane tank refills, charcoal, lighter fluid, matches, etc.



- Cooling towels (in case air conditioning goes out)
- Battery-powered fans
- Battery-operated phone chargers

PERSONAL CARE PRODUCTS

- Hand sanitizer
- Wet cleaning cloths (like baby wipes) in case you don't have clean water
- Bath soap
- Laundry soap
- Manual toothbrushes, toothpaste, floss
- Feminine hygiene products
- Diapers
- Toilet paper



SADDLIN' UP

PREPARING YOUR CAR FOR EVACUATION

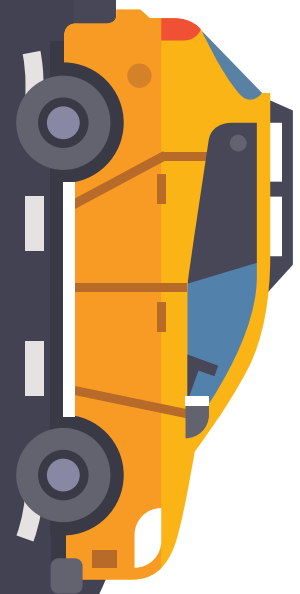
THINGS TO DO TO PREPARE YOUR CAR

- Fill your car's gas tank. You may also want to consider making plans with friends or family to get a ride
- Ensure all vehicle tires have adequate air pressure
- Have a spare tire
- Ensure your vehicle's at proper oil and fluid levels
- Move cars and trucks into your garage or under cover
- Make an emergency car kit



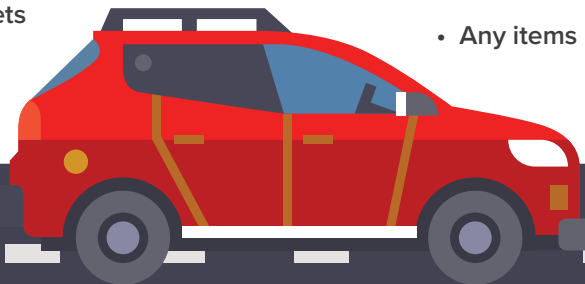
EMERGENCY CAR KIT

- Non-perishable food and snacks
- Cases of water
- Flares
- Jumper cables (sometimes called booster cables)
- Tools, like a roadside emergency kit
- First aid kit and instructions
- Fire extinguisher
- Flashlight
- Extra batteries
- Cleaning wipes
- Hand sanitizer
- Plastic bags for trash disposal



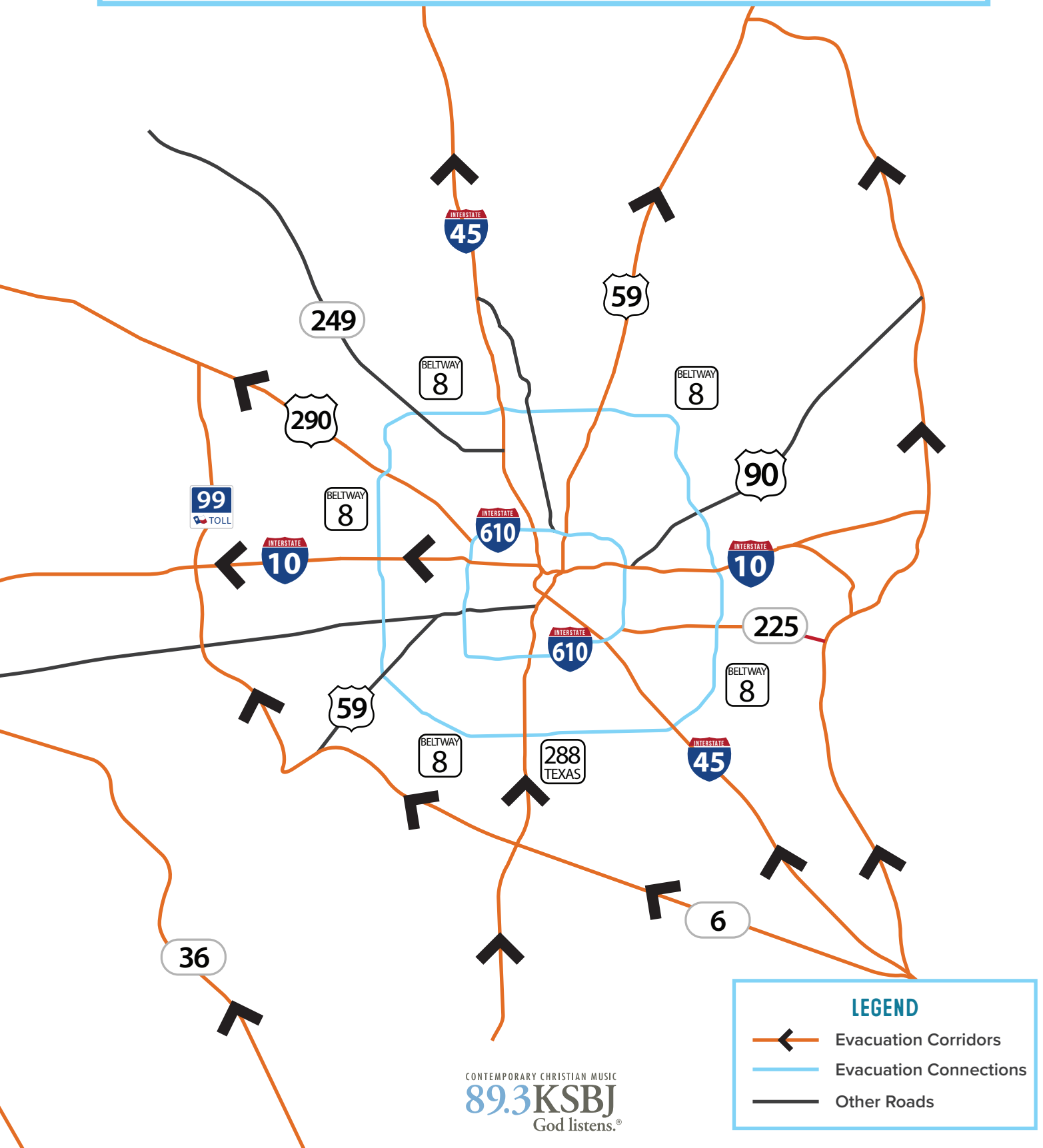
ADDITIONAL ITEMS FOR TRAVEL

- A carry bag with clothes, shoes and necessities for staying overnight
- Toys, books, games for children
- Sleeping bags or blankets
- Towels
- Pillows
- Toilet paper
- Gas cans
- Extra car phone chargers
- Any items needed for pets



EMERGENCY EVACUATION MAP

Please visit <http://www.h-gac.com/taq/hurricane/> for the latest information on Houston's evacuation routes.





BLESS YOUR HEART

PREPARING YOUR HEART AND MIND TO WEATHER THE STORM



A PRAYER FOR TRAVELING GRACE FOR YOU AND YOUR LOVED ONES

Psalm 91:11 - For He shall give His angels charge over you, to keep you in all your ways.

Father, as our family must travel out of the way of the storm, please go before us. Set your angels as a guard over us. Keep us from any harm and danger as we trust in You.

A PRAYER FOR PROTECTION AND SAFETY FOR YOU AND YOUR LOVED ONES

Psalm 91:1 - Those who live in the shelter of the Most High will find rest in the shadow of the Almighty.

Lord, You are our God and we make You our dwelling place. Please watch over our family to keep us safe from this storm. Be our great covering of protection.

A PRAYER FOR WISDOM AND GUIDANCE IN MAKING NEEDED DECISIONS

James 1:5 - If you need wisdom, ask our generous God, and He will give it to you. He will not rebuke you for asking.

God, we need your help to make the right decisions for our family. Your word says, "if we lack, we can ask, and you will give," so please give us the wisdom and guidance we need. Please lead and direct our steps as we prepare for the possibility of a storm.

A PRAYER FOR COMFORT AND PEACE

Isaiah 26:3 - You will keep in perfect peace all who trust in you, all whose thoughts are fixed on you!

Father, whether there is a storm approaching or we ourselves are in the midst of the storm, please help my family to keep our mind on You. We trust You. Please fill us with Your perfect peace in the midst of uncertainty.

A PRAYER FOR GOD'S PROVISION DURING AND AFTER THE STORM

Psalm 107:28-30 - "Lord, help!" they cried in their trouble, and He saved them from their distress. He calmed the storm to a whisper and stilled the waves. What a blessing was that stillness as He brought them safely into harbor!

Lord, You are our provider. In our time of need, we cry out to You believing that You will bring us out of this storm. We believe You will provide everything we need. Our hearts remain glad as we rejoice in You!

THE ROUND UP

PREPARING YOUR LOVED ONES AND PETS TO WEATHER THE STORM



THINGS TO DO TO PREPARE YOUR LOVED ONES AND PETS

- Go over your family communication plan with your loved ones. This includes reviewing emergency contact numbers, discussing where your family will go inside your house to protect yourselves if you can't leave, and where you will drive to if evacuation is necessary.
- Make a list of nearby landlines in case cell towers go down in your area.
- Watch TV, listen to the radio, or check online for storm sightings/monitoring.
- Houston's emergency notification system is called AlertHouston. Sign up today to begin receiving alerts.
- Plan to put your pets in a safe place if you can't take them with you. Keep in mind, emergency shelters and many hotels may not let you bring animals with you if you need to evacuate. A great idea can also be to get your pet microchipped in case you get separated.
- Listen for disaster sirens and warning signals.
- If you or a loved one is older or disabled and won't be able to leave quickly, call the hospital, public health department, or the police to get advice on the best evacuation plan.
- Fill all needed prescriptions for your family.

GATHER IMPORTANT DOCUMENTATION

- Birth certificates
- Passports
- Marriage license
- Medical records (insurance cards, etc.)
- Homeowners and flood insurance papers
- Car insurance papers
- Social Security cards
- Wills
- Important business records

PACKING FOR YOUR PET

- Food, treats and water bowls
- Collar with ID tag and leash
- Photo of you and your pet for identification (if you get separated, this will help document ownership)
- Medicine and medical records
- Sanitation (pet litter, litter box, newspapers, plastic trash bags, etc.)
- Familiar items (favorite toys, bedding, blankets, etc.)

FAMILY COMMUNICATION PLAN

OUT OF TOWN CONTACT

Name: _____

Home: _____

Cell: _____

Email: _____

Facebook: _____

Twitter: _____

NEIGHBORHOOD MEETING PLACE

REGIONAL MEETING PLACE

WORK INFORMATION

Workplace: _____

Address: _____

Phone: _____

Facebook: _____

Twitter: _____

Evacuation Location: _____

WORK INFORMATION

Workplace: _____

Address: _____

Phone: _____

Facebook: _____

Twitter: _____

Evacuation Location:

SCHOOL INFORMATION

School: _____

Address: _____

Phone: _____

Facebook: _____

Twitter: _____

Evacuation Location: _____

SCHOOL INFORMATION

School: _____

Address: _____

Phone: _____

Facebook: _____

Twitter: _____

Evacuation Location: _____

FAMILY INFORMATION

Name: _____

Date of Birth: _____ Social Security #: _____

Important Medical Information: _____

FAMILY INFORMATION

Name: _____

Date of Birth: _____ Social Security #: _____

Important Medical Information: _____

FAMILY INFORMATION

Name: _____

Date of Birth: _____ Social Security #: _____

Important Medical Information: _____

FAMILY INFORMATION

Name: _____

Date of Birth: _____ Social Security #: _____

Important Medical Information: _____

MEDICAL CONTACTS

Doctor: _____

Phone: _____

MEDICAL CONTACTS

Pediatrician: _____

Phone: _____

MEDICAL CONTACTS

Dentist: _____

Phone: _____

MEDICAL CONTACTS

Specialist: _____

Phone: _____

MEDICAL CONTACTS

Pharmacist: _____

Phone: _____

MEDICAL CONTACTS

Veterinarian/Kennel: _____

Phone: _____

INSURANCE INFORMATION

Medical Insurance: _____

Phone: _____

Policy Number: _____

INSURANCE INFORMATION

Homeowners/Rental Insurance: _____

Phone: _____

Policy Number: _____